

# The Rusted Rail

[www.pennscalers.org](http://www.pennscalers.org)

Welcome back to the next edition of the newsletter. Since the last edition, it has been decided to transition the newsletter from six issues a year to four issues. This change will hopefully create a more complete and informative publication. It has been a pretty uneventful time since the last issue. As with most summers, interests shy away from running trains and go towards warm weather activities. The club has been doing some planning due to the down time. It is now close to the end of summer and its time to run the trains again. The club participated in the N-Scale weekend, August 26th and 27th in Bedford, PA. This was a show dedicated to the wonderful world of n-scale. There were clubs from Pennsylvania, New Jersey, Maryland, Kentucky, Ohio, Virginia and vendors from many states. It was nice to visit with other clubs and see what everyone is doing with their modules. We also unveiled the new club polo shirts for this show. The show season is in full swing now with upcoming shows in November and January. The next show on the schedule is the 6th Annual Greater York All Train Show, at the Old Main Building, York Expo Center. This show will be Sunday, November 26th, the weekend of Thanksgiving from 9am-3pm.

As you may know, the club was scheduled to participate in a show in Timonium, Maryland on the weekend of the 14th and 15th of October. A poll was completed and it was decided that we withdraw from this show. Many club members expressed concern that they would not be able to participate the whole weekend. In order to produce a quality layout, without placing a lot of burden on a few members, this is the best course of action. We will probably look to participate in another show at Timonium in the spring.


## Red Line Ramblings

What's new with the club this issue??????

- For the Bedford show in August, the new club polo shirts were unveiled, with the multicolored club logo on the chest.
- The work on the new pair of modules with the alternate blue line and industries continue. Ron mounted all the roadbed and track for these. Various members have donated structures to be used for the industry spurs. The next step is the scenery for the modules, which is still to be determined.
- The yard modules continue to move along with additional tracks in service and a new control panel with toggle switches for power have progressed.

### ATTENTION CLUB MEMBERS:

**Starting in November, the Sunday meetings will start on a rotation to various members houses. Mark has graciously hosted these meetings to date and will continue to host the Tuesday meetings. This option was suggested a few months back. Contact Mark at [info@pennscalers.org](mailto:info@pennscalers.org) to sign up for the Sunday meeting of your choosing.**



## Meeting Schedule

Meetings are scheduled for the first Tuesday and Third Sunday of every month. Unless otherwise noted below:

Tuesdays (6:30pm to 8:00pm)

- October 3rd, 2006
- November 7th, 2006
- December 5th, 2006

Sundays (1:00pm to 5:00pm)

- October 15th
- November 19th
- December 17th

## Club Participation Events

These events are events the club has agreed to participate in.

**November 26th, 2006**

**6th Annual Greater York All Train Show**

Old Main Building, York Expo Center

York, Pa., Sun 9-3

Adults \$3, 12 and under free

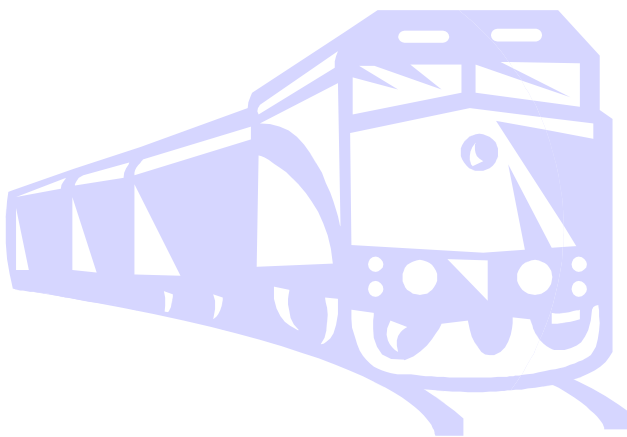
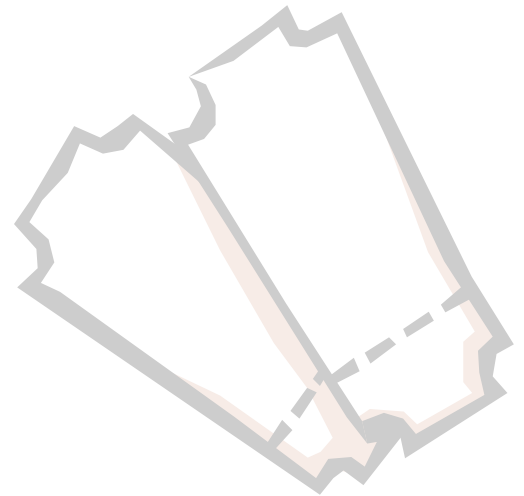
**January 13th and 14th, 2007**

GTE Show, York, PA

Toyota Arena—York Expo Center

Saturday and Sunday 10-4

Adults \$7, 12 and under free



## Other Events

**October 14th & 15th, 2006**

The Great Scale Model Train Show

Maryland State Fairgrounds, Cow Palace

Timonium, Md., Sat 9-4, Sun 10-4

Gen Admission \$7 for both days, 12 & under free with adult, Family \$14

**Great Train Expo Shows:**

January 6th & 7th (Tentative)

Maryland State Fairgrounds

Timonium, Md.

**Great Scale Model Train Show**

February 3rd & 4th

Maryland State Fairgrounds

Timonium, Md

## Important Information:

Please remember that the annual club dues are due to Mark in October. Please give your \$20 via cash, check, money order, or first born child to Mark as soon as possible.

### **FOR SALE**

Below is an excerpt from an email Dale received from Ralph Grutzmacher, the President of BANTRAK. Ralph agreed to advertise the special run Pennsylvania Railroad cars that Dale is selling. In return, we agreed to advertise cars that BANTRAK is selling. If you are interested in what they are selling, please visit the BANTRAK website at [www.bantrak.org](http://www.bantrak.org).

Dale,

We still have 2 special runs available. One is a 2 car set of Micro Trains 40' box cars in Tuscan marking our 20<sup>th</sup> anniversary. There is an additional "error" car that is mis-numbered to show only 10 years. The second set is a set of 4 Bowser cylindrical hoppers in Tuscan, green, grey, and yellow, numbered individually. The second set is \$40 and I am unsure of the price for the Micro Trains set.

Ralph

### Club Financial Statement

|   |          |
|---|----------|
| Previously Reported Balance:                              | \$169.71 |
| Income:   |          |
| Dues:   | \$0.00   |
| Show Proceeds:  | \$100.00 |
| Expenditures:   |          |
| Extra Club Shirts:<br>(Extras and 1 not<br>picked up yet) | \$88.77  |
| Interest:   |          |
| As of Sept 12th   | \$1.80   |
| Ending Club Fund Balance:                                 | \$182.74 |

### Additional Information:

\$23.51 remaining on Pizza Hut gift card to be used at an upcoming Sunday meeting.



### Suggestions, Inquiries, Comments?

Please contact the editor of the newsletter at [newsletter@pennscalers.org](mailto:newsletter@pennscalers.org). Please let him know of any comments or concerns you may have with the content presented in this edition. The contents contained within are at the understanding of the editor. ©2006 [Capital PenNScalers](http://www.CapitalPenNScalers.org)



## Railroad Spotlight

### Reading and Northern Railroad Company (1983-Present)

The Reading and Northern Railroad Company is a privately held group based out of Port Clinton, PA. The company was formed when local shippers formed a rail preservation group and called on a businessman from Hamburg to operate the line in 1983. They purchased a 13 mile short-line route from the state, which was part of the former PRR Schuylkill Division. In 1990, the company purchased 130 miles of rail, from Conrail. This route comprised of the former Reading Company track, which ran from Reading to the coal fields in Schuylkill County. A deal with Conrail came again in 1996 when the Reading and Northern purchased over 100 miles of the former Lehigh Valley Railroad trackage to form its Lehigh Division. This section of rails ran from the southern foothills of the Pocono Mountains at Lehighon through Scranton-Wilkes Barre area on to Wyoming County. This added many new customers, which the railroad was able to service. The Reading and Northern has granted Canadian Pacific trackage rights to the Lehigh Division for access to New York and Philadelphia. Since the mid 1990's the Reading and Northern has purchased a fleet of new coal hoppers and has added new locomotive power to its roster. The Reading and Northern Railroad continues to provide local customers with reliable and local service. More information can be found at the company website.

[www.readingnorthern.com](http://www.readingnorthern.com) Information for this summary was obtained from this website's history page.



## Product Review

### Woodland Scenics Foam Putty, #ST1447

The Woodland Scenics (WS) Foam Putty is part of their Subterrain Lightweight Layout System. The putty comes in a 16oz. plastic container ready to use. This putty material can be used to fill in cracks, sculpt and carve features. The foam putty has the same consistency of foam when dried, so it can be carved and sanded as needed. I used it to cover over the pink foam board material I used to build terrain. I was also able to blend the different layers of foam together to make seamless land formations. I also found another use for the foam putty. I built two rock faces using the WS Rock Molds and Lightweight Hydrocal. I was unable place the rocks on the face perfectly together, so there were gaps in the rock face. I used the foam putty to fill in the gaps between the rock castings. After the putty dried, I used the WS colored dyes to rock castings and putty. The putty took the color just as well as the Hydrocal. I was a little apprehensive at first if this was going to turn out all right. I could not be more happier with the way the rock face turned out. I would highly recommend using the Foam Putty on a layout. There are many other methods and materials out there that others have used to do exactly what I did on my module. The WS Foam Putty can be purchased at most hobby shops and via many online retailers. — Mike Deremer, Capital PenNScalers member

Reference: [www.woodlandscenics.com](http://www.woodlandscenics.com)

\*\*The above mentioned product review, is not an endorsement for the mentioned company. This is the view of a PenNScalers club member and is not a reflection of the views of the Capital PenNScalers.

## Letter from the Editor

For this edition the normal Letter from the Imperious Leader has been replaced by a few words from the editor. As we turn the corner on the summer months, we need to focus on the upcoming show season. The Bedford show was a good time and it was unfortunate that more members could not be there to participate. As with all club events, this is expected because we all have busy lives were we try to fit trains into. We have a few shows coming up that should showcase the progression the club has made in the last year. We have added a few more modules and there are more on the way. The main yard is making progress and two new modules are under construction to add more industries and switching capabilities to the blue line. These modules, which Bill contributed, have been modified and track has been laid (thanks Ron) and they are now awaiting electrical and scenery. These club modules shall be worked on during some of the Sunday meetings this fall and winter, in anticipation of using them in the near future for shows.

Back to the Bedford show. It was nice to see what all the other N-Trak clubs are doing with their modules. The level of detail and skill of module building are evident in many of the modules at this show. It was great to see so many different variations of the same basic layouts. I know we all came away with many great ideas from this show. I would just like to thank everyone who were able to attended this show. For those who were not able to make it, I look forward to seeing you at the upcoming shows. Again, lets get ready for an exciting and productive upcoming months. See you all soon.

Mike



# Membership Interest???

New members are always welcome and anyone interested in joining is free to attend meetings to get to know us. The club is a fairly laid back group and we are all here for fun and to enjoy the hobby. The club participates in many showings per year at various local and regional venues. Attendance is not mandatory, but is encouraged. Currently the club meets two times a month. Members have the option to construct their own modules using the N-Trak standards of construction. Members are free to create a unique theme or to model similar to current club modules. Existing club members are available for any questions or constructive suggestions for ideas. If you should decide to join the group, we do have annual dues of \$20 per household. This helps to offset group expenses somewhat and it is prorated depending on when you join. Details are on the club website.

Look for the club events listed in this newsletter and on the club website and feel free to stop by and talk to us. We are more than happy to talk to everyone we meet.

If you have any questions or comments, please feel free to contact us: Phone: 1-877-464-6321  
[info@pennscalers.org](mailto:info@pennscalers.org)

[www.pennscalers.org](http://www.pennscalers.org)



**Capital PenNScalers N-Trak**  
**c/o Mark Friend**  
**506 Ohio Ave**  
**Lemoyne, Pa. 17043**